

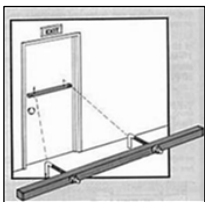


## Securing Egress Doors (IFC 2018)

- 1010.1.9 Egress doors shall be readily openable from the egress side without use of key or special knowledge or effort.
- 1010.1.9.5 Manually operated flush bolts or surface bolts are not permitted.
- 1010.1.9.6 The unlatching of any door or leaf shall not require more than one operation.
- 1010.1.4.5 Security Grilles – shall remain secured in the fully open position during the period of occupancy by the general public.

### Not Approved


Special Knowledge  
IFC 1010.1.9



Keyed Lock & Deadbolt  
IFC 1010.1.9.6



Slide & Bolt Locks  
1010.1.9.5



Doors with Padlocks  
IFC 1010.1.9



IFC 1010.1.9

Interior Grilles  
IFC 1010.1.4.5



Chained with Lock

Barricaded Door  
IFC 1010.1.9



Chained with Lock  
IFC1010.1.9



### Some Approved Methods

Check with the Permit Center to see if a permit will be needed before installation

Pry Latch Guard  
For Handle



Pry Latch Guard for  
Complete Door Edge



Multiple Latching  
Points

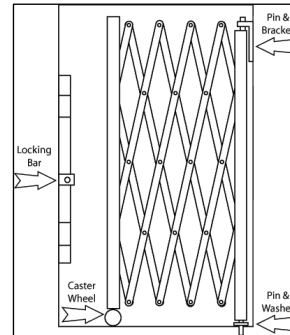


Magnetic Door Locks



Security Grilles

No more than 1/2 of total exits can have a grille. Must be secured in an open position while building is occupied (1010.1.4.4)



Single Action Handles



### Place of Assembly (POA)

Rooms exceeding 50 or more.

POA's are to be outfitted with panic hardware and exit doors must operate with single action.

The panic hardware and single operation must be maintained. Doors shall swing in direction of egress 1010.1.2.1. The actuating portion of the releasing device shall extend not less than one-half of the door leaf width 1010.1.10.1(3).



### Panic Hardware

